

Hose Type 5/2

52070

SPIR STAR®

DuraLife Flex®

ID5 - Series: A and Q

Applications

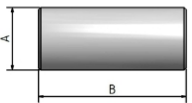
- Waterblast:** Heat exchanger tube cleaning
- Hydraulics:** Pressure test equipment (valves, tooling and control panels), hydraulic tools (instrumentation packages for gauges, control of service equipment, hydraulic jacks, hydraulic tools)

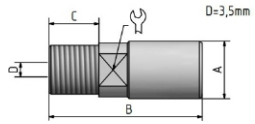


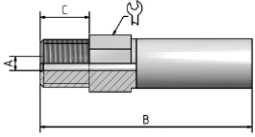
Technical Information

- Inner Core:** Polyoxymethylene (POM)
- Pressure Support:** 2 layers of high-tensile steel wire
- Outer Cover:** Polyamide (PA)
- Color:** Green
- Temperature:** -30°C to +70°C [-22°F to 158°F]

| Ø ID | Ø OD | Working Pressure -- (SF 2.5:1) | Burst Pressure | Bend Radius | Weight | Insert ID |
|-----------|-----------|--------------------------------------|----------------|-------------|--------------|-----------|
| 5,0 mm | 9,4 mm | -- | 1.040 bar | 95 mm | 0,125 kg/m | 3,0 mm |
| 0,20 inch | 0,37 inch | -- | 15.080 psi | 3,74 inch | 0,084 lbs/ft | 0,12 inch |


| Part no. | Thread | Material | Dimensions (mm) | | | | Sleeve |
|----------|--------|----------|-----------------|----|---|---|--|
| | | | A | B | C | ⌀ | |
| 10520101 | - | Steel | 12,9 | 40 | - | - |  |


| Part no. | Thread | Material | Hose part | Dimensions (mm) | | | | OnePiece Fittings®WS |
|--|-------------|----------|-------------|-----------------|----|----|---|---|
| | | | | A | B | C | ⌀ | |
| OnePiece Fittings® with wrench size | | | | | | | | |
| 30520441Q | 1/8"x27NPTF | Steel | 30520442/1Q | 11,4 | 39 | 10 | 9 |  |

| Part no. | Thread | Material | Nut | Dimensions (mm) | | | | Insert |
|---------------------|-------------|----------|-----|-----------------|------|----|----|---|
| | | | | A | B | C | ⌀ | |
| Male fitting | | | | | | | | |
| 30520401A | 1/8"x27NPTF | Steel | - | 3 | 56 | 10 | 10 |  |
| 30520451A | 1/4"x18NPTF | Steel | - | 3 | 64 | 14 | 12 | |
| 30520301A | G1/8" | Steel | - | 3 | 60 | 10 | 9 | |
| 30520321A | G1/4" | Steel | - | 3 | 58 | 12 | 14 | |
| 30520011A | M7 | Steel | - | 3 | 57,5 | 10 | 9 | |
| 30520041A | M10x1 | Steel | - | 3 | 61,5 | 12 | 12 | |

| Part no. | Thread | Material | Nut | Dimensions (mm) | | | | Insert |
|----------------------------------|-------------|----------|--------------------|-----------------|----|----|----|--------|
| | | | | A | B | C | ⌀ | |
| Male fitting flat seal | | | | | | | | |
| 30520381A | G1/8" | Steel | - | 3 | 61 | 13 | 9 | |
| 30520021A | M8x1,25 | Steel | - | 3 | 60 | 12 | 8 | |
| Female swivel 24°/60° | | | | | | | | |
| 20520301A | G1/4" | Steel | 50540301, 50540305 | 3 | 54 | - | 19 | |
| 20520101A | M14x1,5 | Steel | 50540101 | 3 | 54 | - | 19 | |
| Female swivel with O-Ring | | | | | | | | |
| 20520042A | M24x1,5 | Steel | 51321206 | 3 | 72 | - | 32 | |
| Type M female swivel | | | | | | | | |
| 20520601A | 9/16"x18UNF | Steel | 50540601, 50540605 | 3 | 54 | - | 19 | |

| Part no. | Thread | Material | Relief bores | Dimensions (mm) | | | | Swivel nut |
|-------------------|-------------|------------|--------------|-----------------|------|-----|----|------------|
| | | | | A | B | C | ⌀ | |
| Swivel nut | | | | | | | | |
| 50540601 | 9/16"x18UNF | Steel | 1 radial | 9,2 | 18 | 14 | 19 | |
| 50540605 | 9/16"x18UNF | AISI 316Ti | 1 radial | 9,2 | 18 | 14 | 19 | |
| 50540301 | G1/4" | Steel | 1 radial | 9,2 | 16,5 | 8,5 | 19 | |
| 50540305 | G1/4" | AISI 316Ti | 1 radial | 9,2 | 16,5 | 8,5 | 19 | |
| 50540101 | M14x1,5 | Steel | 1 radial | 9,2 | 16,5 | 8,5 | 19 | |
| 51321206 | M24x1,5 | Steel | 2 axial | 16,8 | 23 | 16 | 32 | |
| 51320205 | M24x1,5 | AISI 316Ti | 1 radial | 16,8 | 23 | 16 | 32 | |

| Part no. | Material | Crimp ring | Dimensions (mm) | | Bend restrictor |
|-------------------------------|----------|------------|-----------------|--------|---|
| | | | Ø | Length | |
| Rubber bend restrictor | | | | | |
| 1.9518400 | Rubber | 1003035 | 34 | 130 |  |

| Part no. | Mesh length (mm) | Overall length (mm) | Breaking strength (kN) | Suitable for SPIR STAR® hose outer diameter (mm) | Hose securing grip |
|----------|------------------|---------------------|------------------------|--|---|
| | | | | | |
| 9034400 | 600,00 | 740,00 | 6,60 | 6-10 |  |

| Accessories combinations | | | | |
|-----------------------------------|-----------------|------------|----------------|--|
| Without hose protection | | | | |
| Description | Bend restrictor | Crimp ring | Securing grips | |
| Bend restrictor | 1.9518400 | 1003035 | - | |
| Securing grip | - | - | 9034400 | |
| Bend restrictor and securing grip | - | - | - | |

Production related variations of the burst pressure of up to 5 % are possible. Other colors upon request.

The safety factors between the burst pressure and the working pressure as well as the test pressure depend on the operating conditions. For gaseous media the outer cover is to be pinpricked.

Regarding the safety factor for gaseous media please contact your local SPIR STAR® assembling center.

The indicated working pressure refers to the hose only. Depending on the used fitting the permitted working pressure of a hose assembly may be less.

*) Blast-Pro® fittings may only be used for tube cleaning operations inside the tube. They have not been designed for the use outside of tubes.

We reserve our rights for technical changes without notice. Subject to printing errors.